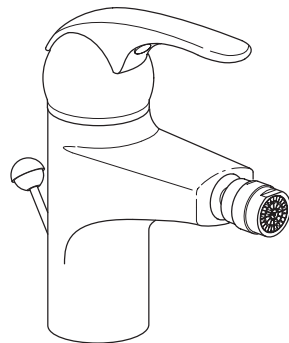


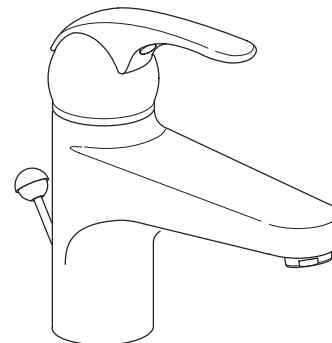
Einlochmischer für Lavabo und Bidet
Mitigeurs monotrou pour lavabo et bidet
Miscelatori monoforo per lavabo e bidet
Mezclador monoblock para lavabo y bidé
Faucets for lavatory and bidet

KWC MARLINO

KWC MARLINO



K.13.21.41



K.12.21.42/52

D Betriebsdaten:
 Idealer Betriebsdruck : 3 bar
 Max. Betriebsdruck : 5 bar
 Druckgleichheit empfohlen
 Ideale Wassertemperatur : 65 °C
 Max. Wassertemperatur : 90 °C

Achtung:
 Vor Montage die Leitungen gründlich durchspülen!

F Caractéristiques de fonctionnement
 Pression de service idéale : 3 bar
 Pression de service max. : 5 bar
 Egalité de pression recommandée
 Température idéale de l'eau : 65 °C
 Température max. de l'eau : 90 °C

Attention:
 Rincer à fond la tuyauterie avant le montage!

I Caratteristiche di funzionamento
 Pressione di servizio ideale : 3 bar
 Pressione di servizio mass. : 5 bar
 Si raccomanda pressioni uguali
 Temperatura acqua calda ideale : 65 °C
 Temperatura acqua calda mass. : 90 °C

Attenzione:
 Risciacquare bene le tubazioni prima del montaggio!

Sp Características de funcionamiento
 Presión ideal de servicio : 3 bar
 Presión máxima de servicio : 5 bar
 Se recomienda la igualdad de las presiones
 Temperatura ideal del agua : 65 °C
 Temperatura máxima del agua : 90 °C

Atención:
 Limpiar escrupulosamente las tuberías antes del montaje!

E Operating data
 Ideal operating pressure : 3 bar (45 PSI)
 Max. operating pressure : 5 bar (70 PSI)
 Equal pressures cold/warm recommended
 Ideal water temperature : 65 °C (149°F)
 Max. water temperature : 90 °C (194°F)

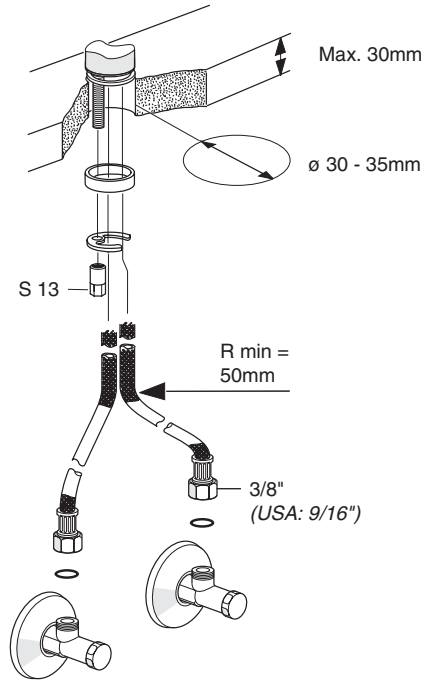
Attention:
 Before installation flush pipes thoroughly!

Recyclingpapier auf 100% Altpapierbasis.
 Papier de recyclage sur 100% bases de vieux papier.
 Riciclaggio della carta sulla base della carta straccia di 100%.
 Reciclaje del documento sobre base del papel usado del 100%.
 Recycling paper on 100% waste paper basis.

<p>Schweiz, Suisse: KWC AG Hauptstrasse 57 CH-5726 Unterkulm</p>	<p>Deutschland: KWC Deutschland GmbH Rigipsstraße 15 D-71083 Herrenberg</p>	<p>France: Hansa France Rue Ettore Bugatti F-67038 Strasbourg-Cedex 2</p>	<p>Italia: KWC Italia S.r.l. Via A. Meucci 54 I-36057 Arcugnano (VI)</p>	<p>Oesterreich: Hansa Austria GmbH Rottfeld 7 A-5020 Salzburg</p>	<p>USA: KWC Faucets Inc. 1770 Corporate Drive #580 Norcross, Georgia 30093</p>
<p>Tel. : 062 768 67 77 Fax : 062 768 61 69</p>	<p>Tel. : 07032 7809 0 Fax : 07032 7809 30</p>	<p>Tel. : 03 88 78 88 08 Fax : 03 88 76 55 32</p>	<p>Tel. : 0 44 496 48 20 Fax : 0 44 496 47 35</p>	<p>Tel. : 0662 433 100 Fax : 0662 433 100 20</p>	<p>Phone: 678 334 2121 Fax: 678 334 2128</p>

Befestigung
Fixation
Fissaggio
Fijación
Connection

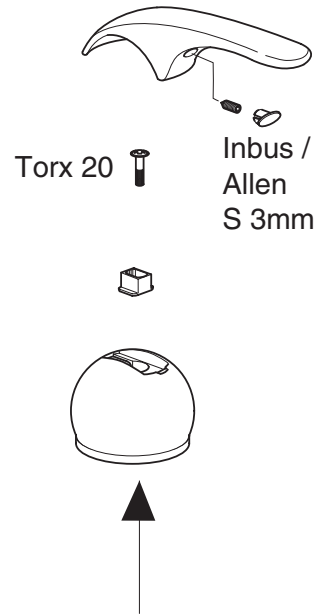
1



Mengenbegrenzung
Limitation du débit
Limitazione della portata
Limitación del caudal
Limitation of faucet flow rate

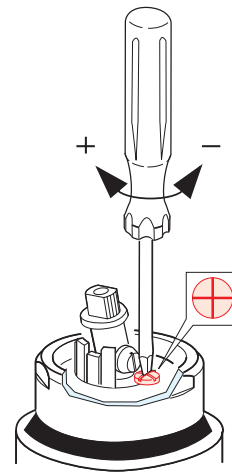
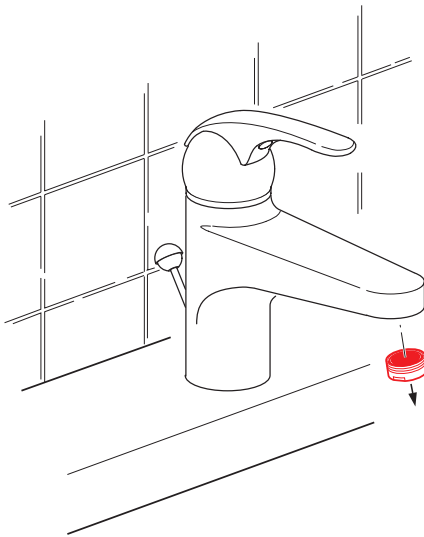
3

KWC MARLINO



Inbetriebsetzung
Mise en service
Messa in funzione
Puesta en servicio
Taking in service

2



D - Mischer spülen.
(zuerst Neoperl demonstieren).

Sp - Lavar el mezclador.
(desmontar primero el aerador).

F - Rincer le mitigeur.
(demontet d'abord le Neoperl).

E - Flush with cold and hot water.
(First remove Neoperl aerator).

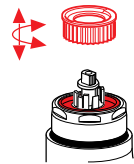
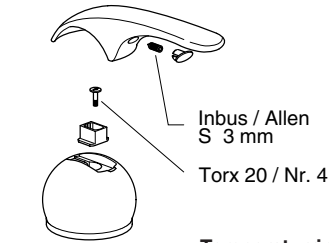
I - Sciacquare il miscelatore.
(dopo aver smontato il Neoperl).



Höchsttemperaturbegrenzung
 Limitation de la température max.
 Limitazione della temperatura massima
 Limitación de la temperatura máxima
 Maximum temperature limitation

4

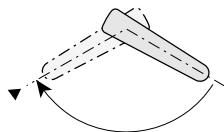
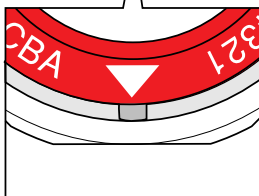
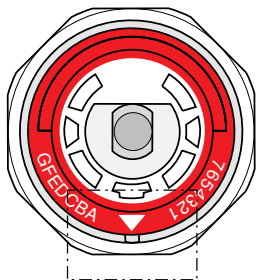
KWC MARLINO



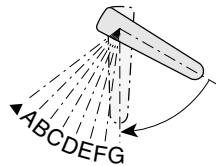

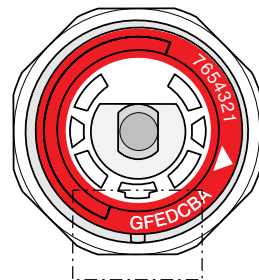
Temperurring
 Anneau de limitation
 Anello di limitazione
 Anillo de la temperatura
 Temperature ring

Max. Temperaturbereich :
 Plage de température max. :
 Campo di temperatura mass. :
 Gama de temperaturas máx. :
 Max. temperature range :

Begrenzter Temperaturbereich :
 Plage de température réduite :
 Campo di temperatura ridotto :
 Gama de temperaturas reducidas :
 Reduced temperature range :



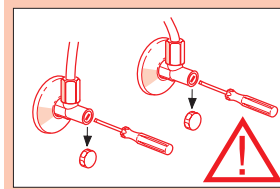
Pfeil auf Kerbe.
 Flèche sur encoche.
 Freccia su scanalatura.
 Flecha en la hendidura.
 Arrow on groove.



Position A - G.
 Position A - G.
 Position A - G.
 Posición A - G.
 Positions A - G.

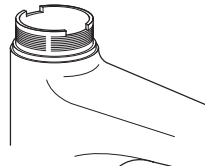
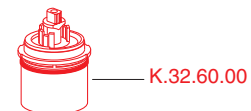
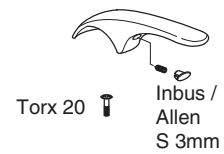
Austausch der Steuerpatrone
 Remplacement de la cartouche
 Sostituzione della cartuccia
 Recambio del cartucho de mando
 Replacing of the control cartridge

5

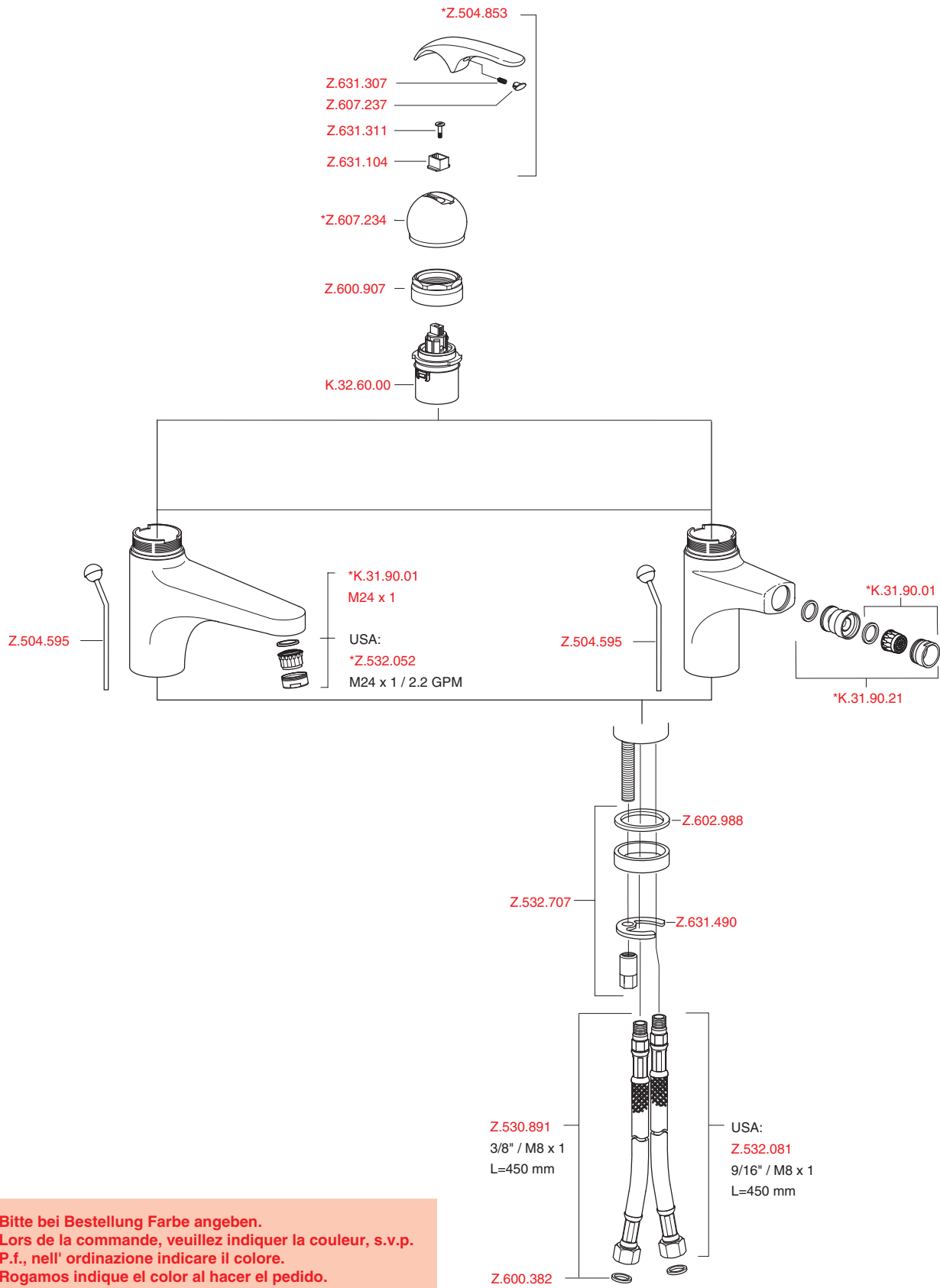


- Kalt- und Warmwasser absperrten.
 - Fermer eau froide et chaude.
 - Chiudere acqua fredda e calda.
 - Interrumpir la salida de agua fría y caliente.
 - Turn off cold and hot water.

KWC MARLINO



KWC MARLINO



D * Bitte bei Bestellung Farbe angeben.
F * Lors de la commande, veuillez indiquer la couleur, s.v.p.
I * P.f., nell' ordinazione indicare il colore.
Sp * Rogamos indique el color al hacer el pedido.
E * Please specify the color when placing your order.